

THANK YOU FOR YOUR PURCHASE!



Did you know that when you leave feedback on TPT you earn credits towards future purchases?

★★★★★ Extremely satisfied

I truly appreciate your feedback to help my little store grow.

LET'S BE FRIENDS

Access my
Freebie
Library

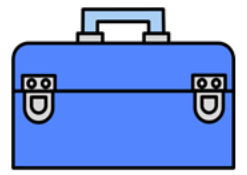
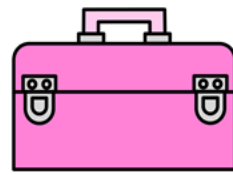
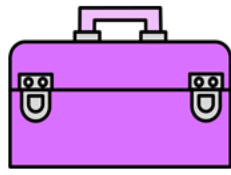
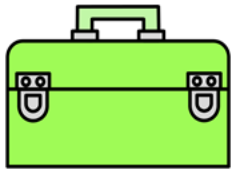
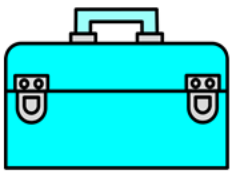


Stay updated on new product announcements (they are 50% off for the first 24 hrs posted!) by following me on TPT, checking out my website, and subscribing to my newsletter.

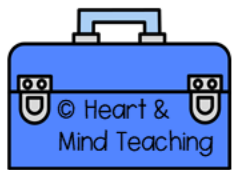

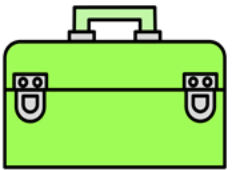



If you have any questions or concerns please email me at:
heartandmindteaching@gmail.com

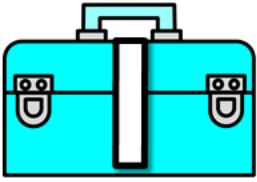
♥
Ashley



BEHAVIOR TOOLBOX Disrupter



BEHAVIOR TOOLBOX



Disrupter

What it looks like

- *Student likes to do anything that will disrupt the flow of learning.
- *He/she will make noises such as laughing, dropping pencils or books, loud sighs, etc.
- *This student will call out to say something when others are speaking.
- *He/she seems to do the opposite of whatever the teacher says to do.
- *When this student gives an answer in class, it is usually completely off topic or ridiculous.
- *This student has issues with the rules of the classroom, and is vocal about those issues.
- *He/she will say they do not understand what is happening and acts upset when scolded for the behavior.
- *This student is typically an underachiever.
- *He/she will negate every suggestion offered and often change the subject if it is anything about their disruptions.

Disrupter

BEHAVIOR TOOLBOX



Disrupter

What to do

*The disrupter is looking for attention and seeking belonging to increase their self-worth.

*Speak with this student on a daily basis, be clear and detailed about what behavior is disturbing the classroom. Discuss your classroom rules and which ones the student has a problem with. Explain that it is okay to disagree with a rule but you cannot disobey the rule. In society, you may not agree with certain rules but you have to follow them or you get in trouble. Ask the student what they think would happen if there were no rules or laws, would people feel safe? Instead of coming across to this student as authoritarian, try to be open to ideas the student has for change so they feel included in this rule creation. The student will then be more likely to follow the rules.

*This student will thrive with being given choices, even if it is for insignificant things. For example, choose between two different assignments.

*When speaking to this student it is often difficult to get them to open up, try to word it as if you are getting their advice and they might open up more to you. For example, say "What would you do in this situation?", "What do you think about that?"

*Due to previous failures, this student feels they cannot succeed. Express that you believe this student is very capable, and can help them see that they are too. When you see frustration (ripping up papers, swearing, slamming down pencil or books) do not react with a reprimand. Instead, assist them with the task and address the frustrated reactions later during your daily meetings. Show the student techniques you use to calm down when frustrated, such as breathing, counting to ten, asking for help, or squeezing a stress ball.

*Position your desk so that the disruptor can easily walk to your desk without disrupting others on the way to you.

*When the disruption happens, stay calm, pause and say "Well I am glad that is over". Allow the student time to think about his own behavior.

Disrupter

BEHAVIOR TOOLBOX



Disrupter

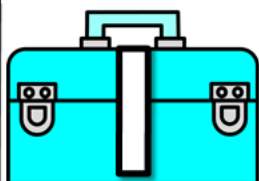
What NOT to do

- *Do not make threats or issue consequences that you do not intend to carry out.
- *Do not continuously send this student to the office or another classroom. It diminishes your power as the teacher and makes the student feel rejected.
- *Do not ignore the behavior.
- *Do not expect this behavior to improve overnight. The student will likely need frequent help academically and to meet with you for positive attention often.
- *Do not punish the class for the behavior elicited by the disruptor. Reiterate your classroom rules and expectations for all students.
- *Do not use a sarcastic remark or overreact to the disruption. Model the behavior you want the students to show (calm).
- *Do not wait to address the behavior until it's at a critical point. Start the interventions right away.
- *Do not reject this student who so desperately wants anyone's attention. Instead, give him/her responsibilities that get them your direct attention.

Disrupter

BEHAVIOR TOOLBOX

Disrupter Quick Guide



what it looks like

*Student likes to do anything that will disrupt the flow of learning.

*He/she will make noises such as laughing, dropping pencils or books, loud sighs, etc.

*He/she seems to do the opposite of whatever the teacher says to do.

*When this student gives an answer in class, it is usually completely off topic or ridiculous.

*This student has issues with the rules of the classroom, and is vocal about those issues.



what to do

*Speak with this student on a daily basis, be clear and detailed about what behavior is disturbing the classroom. Discuss your classroom rules and which ones the student has a problem with. Explain that in society, you may not agree with certain rules but you have to follow them or you get in trouble. Ask the student what they think would happen if there were no rules or laws, would people feel safe? Try to be open to ideas the student has for change so they feel included in this rule creation.

*This student will thrive with being given choices, even if it is for insignificant things. For example, choose between two different assignments.

*When speaking to this student it is often difficult to get them to open up, try to word it as if you are getting their advice and they might open up more to you. For example, say "What would you do in this situation?"

*Due to previous failures, this student feels they cannot succeed. Express that you believe this student is very capable. When you see frustration, do not react with a reprimand. Instead, assist them with the task and address the frustrated reactions later during your daily meetings. Show the student techniques you use to calm down when frustrated.

*When the disruption happens, stay calm, pause and say "Well I am glad that is over". Allow the student time to think about his own behavior.




what NOT to do

*Do not make threats/issue consequences that you do not intend to carry out.

*Do not continuously send this student to the office or another classroom. It diminishes your power.

*Do not ignore the behavior.

*Do not expect this behavior to improve overnight. The student will likely need frequent help.



Disrupter

What to do (Cont.)

*Due to previous failures, this student feels they cannot succeed. Express that you believe this student is very capable, and can help them see that they are too. When you see frustration (ripping up papers, swearing, slamming down pencil or books) do not react with a reprimand. Instead, assist them with the task and address the frustrated reactions later during your daily meetings. Show the student techniques you use to calm down when frustrated, such as breathing, counting to ten, asking for help, or squeezing a stress ball.

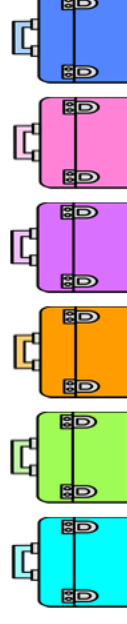
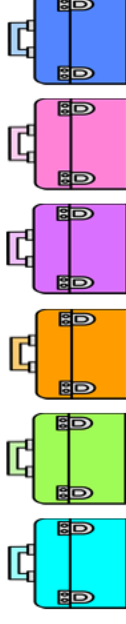
*Position your desk so that the disruptor can easily walk to your desk without disrupting others on the way to you.

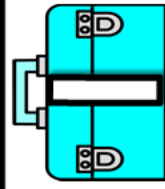
*When the disruption happens, stay calm, pause and say "well I am glad that is over". Allow the student time to think about his own behavior.

"A change in
behavior
begins with a
change in
the heart."

BEHAVIOR TOOLBOX

Disrupter






Disrupter

What it looks like

- *Student likes to do anything that will disrupt the flow of learning.
- *He/she will make noises such as laughing, dropping pencils or books, loud sighs, etc.
- *This student will call out to say something when others are speaking.
- *He/she seems to do the opposite of whatever the teacher says to do.
- *When this student gives an answer in class, it is usually completely off topic or ridiculous.
- *This student has issues with the rules of the classroom, and is vocal about those issues.
- *He/she will say they do not understand what is happening and acts upset when scolded for the behavior.
- *This student is typically an underachiever.
- *He/she will negate every suggestion offered and often change the subject if it is anything about their disruptions.

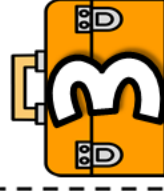


Disrupter

What to do

- *The disrupter is looking for attention and seeking belonging to increase their self-worth.
- *Speak with this student on a daily basis, be clear and detailed about what behavior is disturbing the classroom. Discuss your classroom rules and which ones the student has a problem with. Explain that it is okay to disagree with a rule but you cannot disobey the rule. In society, you may not agree with certain rules but you have to follow them or you get in trouble. Ask the student what they think would happen if there were no rules or laws, would people feel safe? Instead of coming across to this student as authoritarian, try to be open to ideas the student has for change so they feel included in this rule creation. The student will then be more likely to follow the rules.
- *This student will thrive with being given choices, even if it is for insignificant things. For example, choose between two different assignments.
- *When speaking to this student it is often difficult to get them to open up, try to word it as if you are getting their advice and they might open up more to you. For example, say "what would you do in this situation?", "what do you think about that?"

(Continues on the flap)



Disrupter

What NOT to do

- *Do not make threats or issue consequences that you do not intend to carry out.
- *Do not continuously send this student to the office or another classroom. It diminishes your power as the teacher and makes the student feel rejected.
- *Do not ignore the behavior.
- *Do not expect this behavior to improve overnight. The student will likely need frequent help academically and to meet with you for positive attention often.
- *Do not punish the class for the behavior elicited by the disruptor.
- Reiterate your classroom rules and expectations for all students.
- *Do not use a sarcastic remark or overreact to the disruption. Model the behavior you want the students to show (calm).
- *Do not wait to address the behavior until it's at a critical point. Start the interventions right away.
- *Do not reject this student who so desperately wants anyone's attention. Instead, give him/her responsibilities that get them your direct attention.

CHECK THESE OUT

CLICK ON THE PICTURES TO GET A CLOSER LOOK.



This product and **49** others are included in this Bundle →



COUNSELOR
Collab
— with Laura & Ashley —



Would you like to spend less time browsing for resources and lesson planning, and more time serving students? Let Laura from [Music City Counselor](#) and Ashley from [Heart and Mind Teaching](#) do the work for you!

CLICK TO COLLAB

MEMBER Perks

- ♥ Data-driven resources by theme.
- ♥ \$35+ value of ready-to-use materials.
- ♥ Lessons, group curriculums, forms, & activities.
- ♥ Tier 1, 2, and 3 research-based resources.
- ♥ No contracts, cancel anytime.



THANK YOU

FOR SUPPORTING MY LITTLE SHOP.

Hi there! I'm Ashley- a School Counselor, curriculum developer, blogger, and mama to two young boys. I have a passion for creating fun and engaging resources for Counseling and Social Emotional Learning.

LET'S BE FRIENDS

Ashley

Access my
Freebie
Library



FOLLOW FOR EXCLUSIVE SAVINGS

New products are 50% off for 24hrs.

CLICK HERE

★ HOW CAN YOU EARN TPT CREDITS? When you leave feedback, TpT rewards you with credits that you can use toward future purchases.

ACCESS MY FREEBIE LIBRARY

Join my Newsletter to be informed of all future added freebies.

I WANT FREEBIES

TERMS OF USE

© Heart and Mind Teaching, 2017, 2024. All rights reserved. Purchase of this item entitles the purchaser the right to reproduce for classroom, personal, and google classroom use only. Use in multiple classrooms, requires the purchase of additional licenses. Redistribution or duplication of this product is strictly forbidden without the written permission of the publisher. Copying any part of this product and placing it on a publicly accessible website is strictly forbidden and is a violation of the Digital Millennium Copyright Act (DMCA). You may post this for single-classroom use on a password protected student site such as google classroom. **You may NOT post my products on any public, for-profit, or commercial websites or entities, such as Outschool.** Please do not sell or distribute any part of this as your own. Thank you for abiding by universally accepted codes of professional ethics while using this product.



If you have any questions or concerns please email me at:

heartandmindteaching@gmail.com

CREDITS

